

D-C-S Digital Control System

Actuator AG 2591

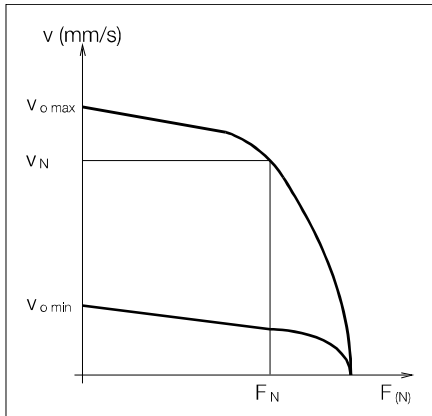
for reel stand guiders



The actuator positions the reel stand axially in relation to a given web position. It consists of a shunt-wound D.C. planetary geared motor with ball screw, characterized by high efficiency and precise positioning movements.

The follow-up speed is very accurately defined through the feedback provided by the integrated encoder to the controller. When the drive reaches its limit position (max. motor current) it is cut out by the digital web guider.

Actuator AG 2591 incorporates mechanical stops. A gaiter protects the screw totally against the ingress of dirt. In addition to its application on reel stands, actuator AG 2591 is also used to position roller assemblies, for example on pivoting frames.

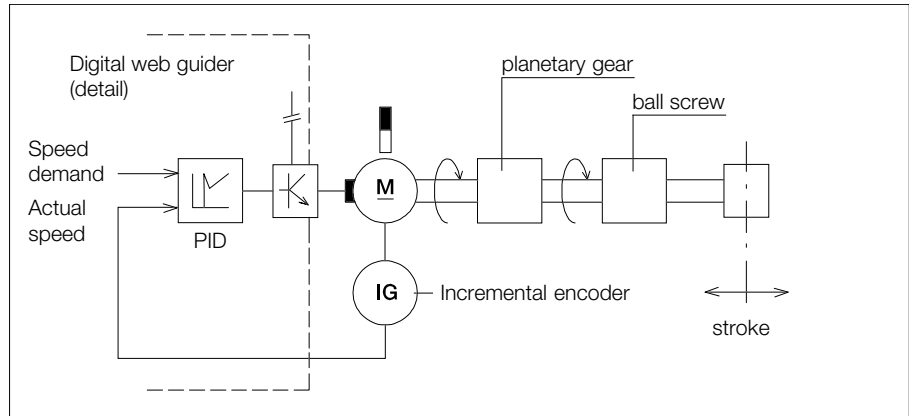


The nominal positioning force F_N of the actuator should exceed the break-away force F_L of the reel.

Calculation of the break-away force F_L (N):

$$F_L = G \cdot \mu_0$$

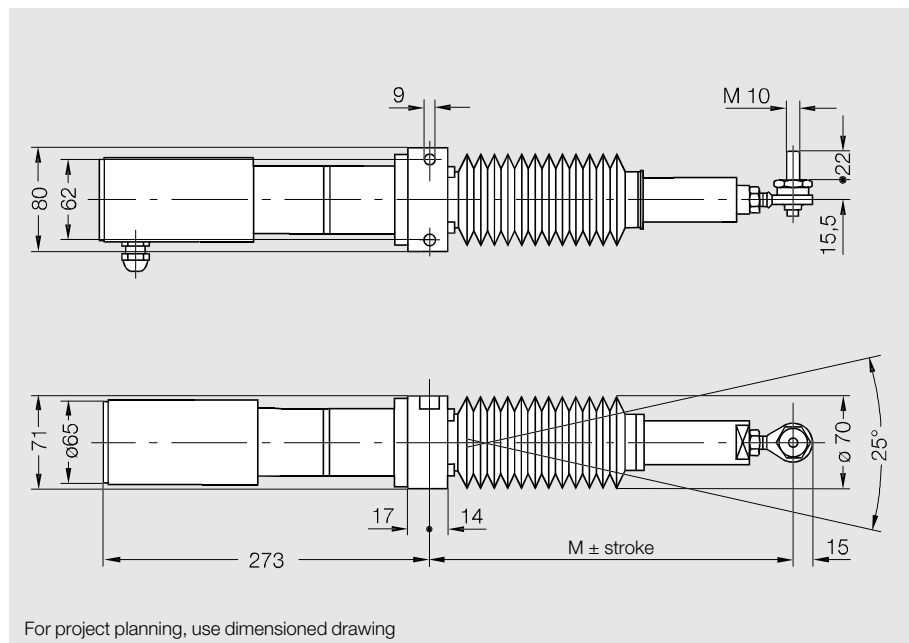
- G total reel weight (N)
- μ_0 friction coefficient (e.g. 0.1 if roller bearing is used)



Technical Data AG 2591

Stroke	± 25 mm	± 25 mm
	± 50 mm	± 50 mm
	± 75 mm	± 75 mm
	± 100 mm	± 100 mm
Weight	4,2 kg	
Nominal positioning force F_N	1000 N	2500 N
Nominal follow-up speed V_N	24 mm/s	10 mm/s
Nominal rated current I_N	2.9 A	
Nominal voltage	24 V DC	
Protection class	IP 54	
Ambient temperature	0 to + 50 °C	
Incremental encoder resolution	32 impulses per resolution	

Subject to technical modifications without notice



M (mm)	Stroke (mm)
280	± 25
355	± 50
430	± 75
505	± 100

For project planning, use dimensioned drawing