

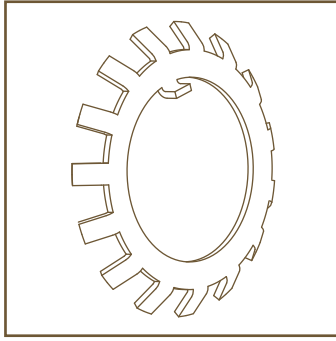


LOCKWASHER - W SERIES - INCH



whittet-higgins company



PART NUMBER	BORE (INCHES)	MAX OUTSIDE DIAMETER (INCHES)	MAX FACE DIAMETER (INCHES)	MAX THICKNESS (INCHES)	CAD MODEL	PART PRINT
W-00	0.406	0.875	0.640	0.046	STEP	PDF
W-01	0.484	1.016	0.734	0.046	STEP	PDF
W-02	0.601	1.156	0.827	0.046	STEP	PDF
W-03	0.679	1.328	0.953	0.046	STEP	PDF
W-04	0.801	1.531	1.140	0.046	STEP	PDF
W-05	0.989	1.719	1.296	0.054	STEP	PDF
W-06	1.193	1.922	1.515	0.054	STEP	PDF
W-07	1.396	2.250	2.030	0.054	STEP	PDF
W-08	1.583	2.469	2.311	0.063	STEP	PDF
W-09	1.792	2.734	2.468	0.063	STEP	PDF
W-10	1.992	2.922	2.686	0.063	STEP	PDF
W-11	2.182	3.109	2.874	0.068	STEP	PDF
W-12	2.400	3.344	3.093	0.068	STEP	PDF
W-13	2.588	3.578	3.343	0.068	STEP	PDF
W-14	2.791	3.828	3.593	0.068	STEP	PDF
W-15	2.973	4.109	3.874	0.077	STEP	PDF
W-16	3.177	4.375	4.061	0.077	STEP	PDF
W-17	3.395	4.625	4.326	0.077	STEP	PDF
W-18	3.582	4.938	4.607	0.100	STEP	PDF
W-19	3.800	5.219	4.858	0.100	STEP	PDF
W-20	3.988	5.500	5.045	0.100	STEP	PDF
W-21	4.192	5.703	5.326	0.100	STEP	PDF
W-22	4.395	6.063	5.733	0.132	STEP	PDF
W-24	4.801	6.469	6.233	0.132	STEP	PDF
W-26	5.191	7.031	6.576	0.132	STEP	PDF
W-28	5.582	7.438	7.123	0.132	STEP	PDF
W-30	5.983	8.063	7.498	0.164	STEP	PDF
W-32	6.389	8.438	8.091	0.164	STEP	PDF
W-34	6.764	9.063	8.435	0.164	STEP	PDF
W-36	7.171	9.438	8.841	0.164	STEP	PDF
W-38	7.577	9.875	9.216	0.164	STEP	PDF
W-40	7.982	10.313	9.930	0.164	STEP	PDF
W-44	8.701	11.439	9.930	0.164	STEP	PDF