



Universal Voltage Input Buffer

ASY-INPUT-BUFR

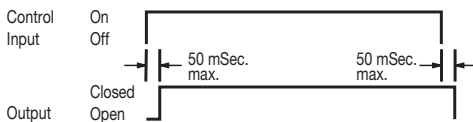
FEATURES

- Universal control voltage range: 12 to 240 VAC/DC
- Controls all NCC timers requiring start switch input
- No need for isolated start switch contacts
- Easy interface to programmable logic controllers
- Completely solid state, no moving parts to wear out
- Circuitry completely encapsulated
- Low cost
- Compact size
- Superior transient protection
- Flame-retardant and solvent-resistant polyester thermoplastic housing
-   File #E164906

The universal input buffer will take any voltage from 10.6 to 265 VAC/DC and actuate any NCC timer requiring a start switch to initiate a timing cycle.

Operating Logic: Upon application of input voltage, the output becomes an effective contact closure (within 50 ms). Upon removal of input voltage, the output becomes an effective open circuit (within 50 ms).

LOGIC FUNCTION DIAGRAM



SPECIFICATIONS

INPUT

AC: 10.6 to 265 VAC 50/60 Hz, 5 mA max.

DC: 10.6 to 265 VDC 5 mA max.

Input-Output Delay: 50 ms max.

OUTPUT

Effective contact closure for NCC timers:

Closure: VAC = 9 to 265, 50/60 Hz (6 mA max.)

Closure: VDC = 9 to 265, (6 mA max.)

Voltage drop across output: 2.2 VAC/VDC max. at I=6 ma

Output leakage: At $V_{in} = 0$ VDC and $V_{out} = 265$ VDC, leakage is 25 μ A DC max.

PROTECTION

Transient Voltage: 30 joule metal oxide varistor

Dielectric breakdown: 3000 Vrms terminal to mounting; 1500 Vrms input to output

Insulation resistance: 100 megohms min. between terminals and case

MECHANICAL

Termination: .25" x .032" male fast-on terminals

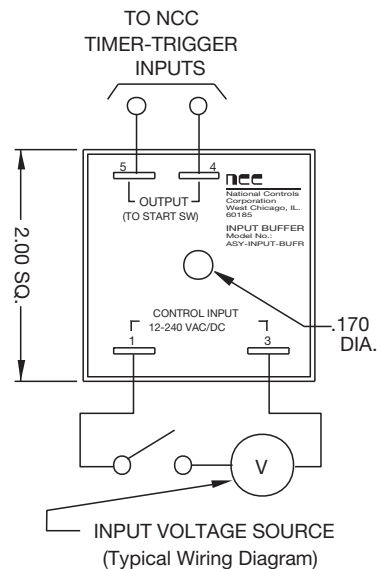
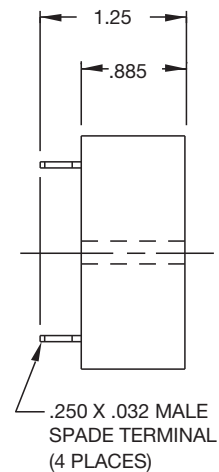

Mounting: Surface mount with one #8 screw

ENVIRONMENTAL

Storage temperature: -40°C to 85°C

Operating temperature: -40°C to 65°C

Humidity: 95% relative max.



ORDERING INFORMATION

INPUT VOLTAGE RANGE	PART NUMBER
12 to 240 VAC/DC	ASY-INPUT-BUFR