

# RL Reactors

## Product Selector



- **Best-in-class line/load reactors**
- **Most robust, highest continuous service factor**
- **Low watts loss**
- **Performance and durability that is unmatched by the competition**

## Peace of mind included.

Our RL Line/Load Reactors are best-in-class power quality units with a long history of proven performance. Rugged and robust, they are unequalled in absorbing power line disturbances that can damage or shut down variable frequency drives (VFDs) and other sensitive equipment. They work on both the line side and load side to give you an easy solution that reduces nuisance tripping, reduces harmonic distortion and minimizes long lead effects.

Improved power quality, enhanced productivity and complete peace of mind are easy with RL Line/ Load Reactors.

# Get best-in-class performance with our RL Line/Load Reactors.

Our RL Line/Load Reactors are a robust, best-in-class filtering solution for virtually any 4 or 6-pulse rectifier or power conversion unit. There is no need to derate these reactors. They are harmonic compensated and protected to assure optimum performance in the presence of harmonics, and can help you meet IEEE-519 requirements. There are units available for a full line of currents (1A to 1,500A) and a full line of impedance options (1.5%, 3% and 5%).

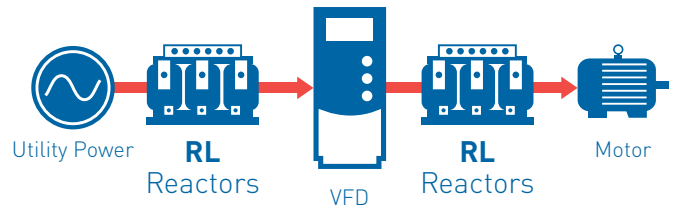
**Robust design and construction** for unequaled filtering of power line disturbances.

**Highest continuous service factor** virtually eliminates breakdowns in the field.

**Reduces audible noise.**

**Multiple cabinet designs** help meet NEMA 1/2 and 3R.

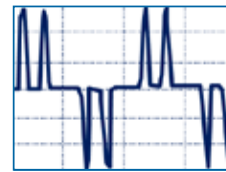
## RL Reactors



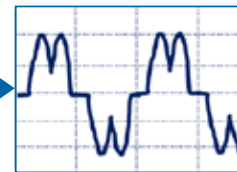
Performance Specifications	
Impedance Levels	1.5%, 3% and 5%
Continuous Service Factor	Reactors rated 1 to 750 Amps - 150% of rating Reactors rated above 750 Amps - 125% of rating
Overload Rating	200% of rated for 30 minutes 300% of rated for 1 minute
Input Voltage Range	208V - 690V
Current Range	1A - 1,500A
Temperature Rise	135°C
Ambient Temperature	-40°C to 50°C
Altitude Maximum Without Derating	1,000 meters
Fundamental Frequency	50/60 Hz
Inductance Curve	100% at 100% Current 100% at 150% Current 50% at 350% Current

Final product specifications subject to change at anytime.

### MTE Input Reactor

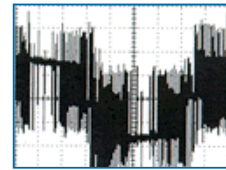


Waveform without reactor

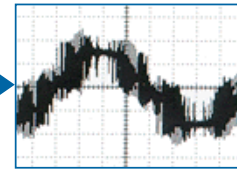


Waveform with reactor

### MTE Output Reactor

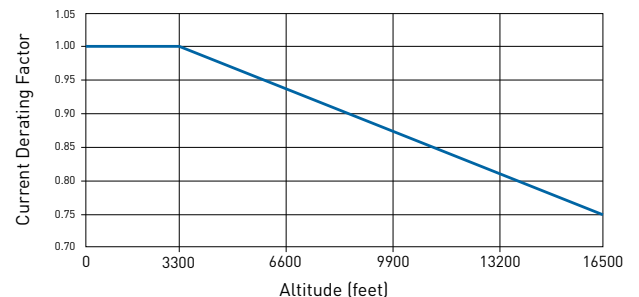


Waveform without reactor



Waveform with reactor

### Altitude Derating Curve



# ENCLOSURES

FIGURE 1

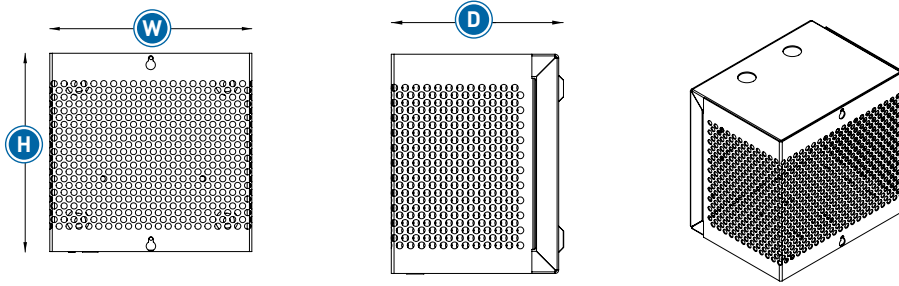
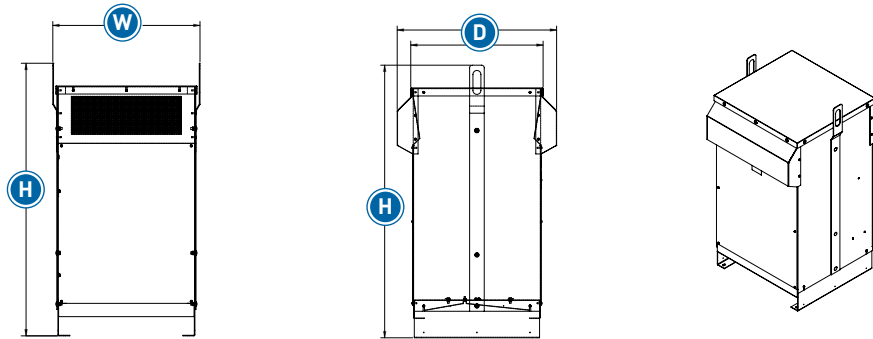
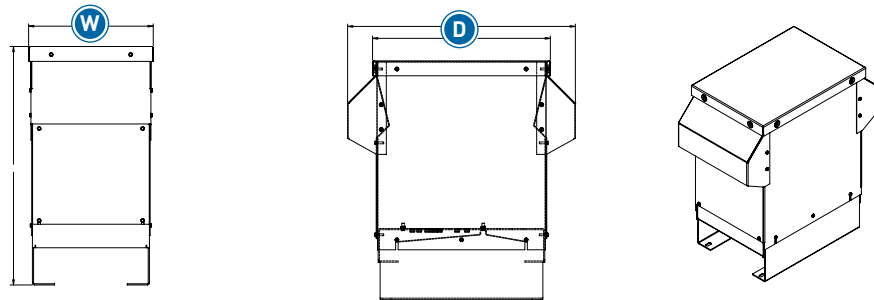


FIGURE 2



NOTE: HOODS ONLY ON NEMA 3R ENCLOSURES

FIGURE 3



NOTE: HOODS ONLY ON NEMA 3R ENCLOSURES

FIGURE 4

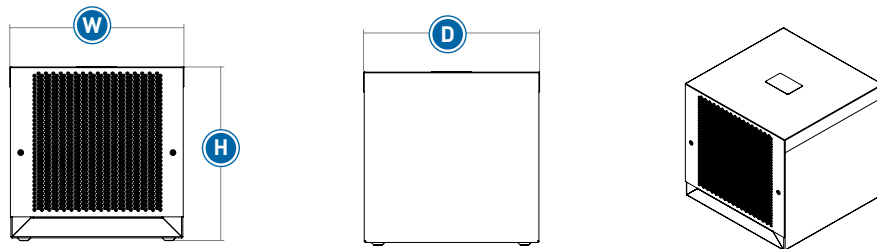
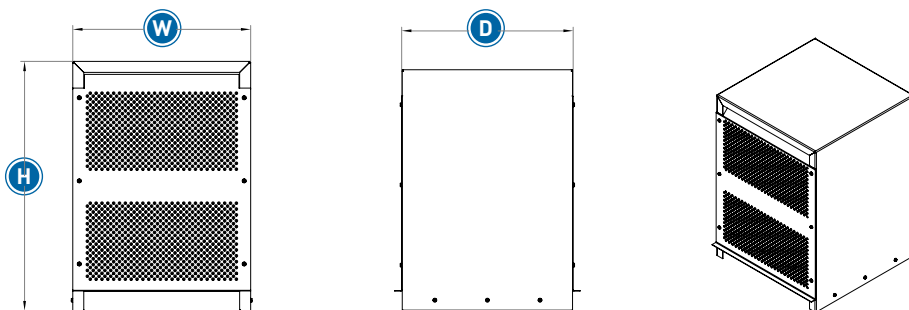


FIGURE 5



# RL REACTOR SELECTION TABLES

Input Voltage & Hz	% Impedance	0.25 HP 0.18 kw	0.33 HP 0.25 kw	0.5 HP 0.37 kw	0.75 HP 0.55 kw	1.0 HP 0.75 kw	1.5 HP 1.1 kw	2.0 HP 1.5 kw	3.0 HP 2.2 kw	5.0 HP 3.7 kw	7.5 HP 5.5 kw	10.0 HP 7.5 kw	15.0 HP 11.0 kw	20.0 HP 15.0 kw	25.0 HP 18.5 kw	30.0 HP 22.0 kw
Three Phase Input or Output Applications Selected by Motor																
208V 60 Hz	3%	RL-00204	RL-00204	RL-00401	RL-00401	RL-00802	RL-00801	RL-00801	RL-01801	RL-03501	RL-03501	RL-05501	RL-05501	RL-08001	RL-10001	RL-13001
208V 60 Hz	5%	RL-00201	RL-00201	RL-00402	RL-00402	RL-00802	RL-00802	RL-00801	RL-01802	RL-03502	RL-03502	RL-03501	RL-05501	RL-08001	RL-08001	RL-10001
240V 60 Hz	3%	RL-00201	RL-00204	RL-00204	RL-00401	RL-00401	RL-00801	RL-00801	RL-01201	RL-01801	RL-02501	RL-03501	RL-04501	RL-05501	RL-08001	RL-10001
240V 60 Hz	5%	RL-00202	RL-00201	RL-00201	RL-00402	RL-00402	RL-00802	RL-00802	RL-01202	RL-01802	RL-03502	RL-03502	RL-05502	RL-08002	RL-08001	RL-10002
400V 50 Hz	3%	RL-00103	RL-00103	RL-00202	RL-00202	RL-00201	RL-00403	RL-00402	RL-00803	RL-00802	RL-01202	RL-01802	RL-02502	RL-03502	RL-04502	RL-04502
400V 50 Hz	5%	RL-00102	RL-00102	RL-00203	RL-00203	RL-00202	RL-00404	RL-00403	RL-00804	RL-00803	RL-01203	RL-01803	RL-02503	RL-03503	RL-04503	RL-04503
480V 60 Hz	3%	RL-00103	RL-00103	RL-00104	RL-00201	RL-00201	RL-00201	RL-00402	RL-00803	RL-00802	RL-01202	RL-01802	RL-02502	RL-03502	RL-03502	RL-04502
480V 60 Hz	5%	RL-00102	RL-00102	RL-00103	RL-00202	RL-00202	RL-00202	RL-00403	RL-00804	RL-00803	RL-01203	RL-01803	RL-02503	RL-03503	RL-03503	RL-04503
600V 60 Hz	3%	RL-00102	RL-00102	RL-00103	RL-00202	RL-00202	RL-00202	RL-00403	RL-00403	RL-00803	RL-01202	RL-01202	RL-01802	RL-02502	RL-02502	RL-03502
600V 60 Hz	5%	RL-00101	RL-00101	RL-00102	RL-00203	RL-00403	RL-00203	RL-00404	RL-00404	RL-00804	RL-01203	RL-01203	RL-01803	RL-02503	RL-02503	RL-03503
690V 50 Hz	2%	-	-	-	-	-	-	-	RL-00403	RL-00402	RL-00401	RL-00802	RL-01202	RL-01802	RL-01802	RL-02502
690V 50 Hz	3%	-	-	-	-	-	-	-	RL-00402	RL-00403	RL-00401	RL-00803	RL-01203	RL-01803	RL-01803	RL-02503
Single Phase Input Applications																
120V 60 Hz	5%	RL-00801	RL-01201	RL-01801	RL-02501	RL-02501	RL-03503	RL-03501	RL-05501	RL-10001	RL-13001	RL-13001	-	-	-	-
208V 60 Hz	5%	RL-00401	RL-00401	RL-00401	RL-01202	RL-00801	RL-01201	RL-02502	RL-03502	RL-03501	RL-04501	RL-05501	RL-08001	RL-13001	RL-13001	RL-16001
240V 60 Hz	5%	RL-00402	RL-00401	RL-00803	RL-00802	RL-01202	RL-01201	RL-01201	RL-01801	RL-04502	RL-08002	RL-08002	RL-08001	RL-10001	RL-16002	RL-20002B14
240V 50 Hz	5%	RL-00403	RL-00402	RL-00803	RL-00802	RL-01202	RL-01201	RL-01201	RL-01801	RL-04502	RL-08002	RL-08002	RL-08001	RL-10001	RL-16002	RL-20002B14
400V 50 Hz	5%	RL-00103	RL-00202	RL-00201	RL-00201	RL-00403	RL-00402	RL-00803	RL-01203	RL-01803	RL-02503	RL-03503	RL-04502	RL-05502	RL-08002	RL-08002
480V 60 Hz	5%	RL-00202	RL-00202	RL-00202	RL-00404	RL-00403	RL-00402	RL-00803	RL-01203	RL-01803	RL-02503	RL-02502	RL-05503	RL-08003	RL-08003	RL-08003
600V 60 Hz	5%	RL-00102	RL-00103	RL-00202	RL-00202	RL-00404	RL-00403	RL-00403	RL-00803	RL-01203	RL-01803	RL-02503	RL-03503	RL-04503	RL-05503	RL-08003

## Impedance Rating:

**3% impedance** reactors are typically sufficient to absorb power line spikes and motor current surges. They will prevent nuisance tripping of drives or circuit breakers in most applications.

**5% impedance** reactors are best for reducing harmonic currents and frequencies. Use them when you must reduce VFD drive generated harmonics, and to reduce motor operating temperature, or to reduce motor noise.

\*The effective impedance of the reactor changes with actual RMS current. A 5% impedance reactor becomes 3% if its current is reduced to 60%.



# RL REACTOR SELECTION TABLES

Open					
Open Part Number	Amps Rating	Inductance mh	Watts Loss	Open Weight (lbs)	Size (In) (H x W x D)
RL-00101	1	100	13.5	2.2	3.5 x 3.8 x 1.2
RL-00102	1	50	12.8	2.1	3.5 x 3.8 x 1.2
RL-00103	1	36	11.9	2.1	3.5 x 3.8 x 1.2
RL-00104	1	18	9.6	2	3.5 x 3.8 x 1.2
RL-00201	2	12	7.5	4	4.1 x 4.4 x 2.8
RL-00202	2	20	11.3	4	4.1 x 4.4 x 2.8
RL-00203	2	32	16	4	4.1 x 4.4 x 2.8
RL-00204	2	6	10.7	3	4.1 x 4.4 x 2.5
RL-00401	4	3	14.5	4	4.1 x 4.4 x 2.8
RL-00402	4	6.5	20	4	4.1 x 4.4 x 2.8
RL-00403	4	9	20	5	4.1 x 4.4 x 3.4
RL-00404	4	12	21	6	4.1 x 4.4 x 3.4
RL-00801	8	1.5	19.5	7	4.8 x 6 x 3
RL-00802	8	3	29	8	4.8 x 6 x 3
RL-00803	8	5	25.3	11	4.8 x 6 x 3.4
RL-00804	8	7.5	28	13	4.8 x 6 x 3.4
RL-01201	12	1.3	26	9	5 x 6 x 3.3
RL-01202	12	2.5	31	10	5 x 6 x 3.3
RL-01203	12	4.2	41	18	5 x 6 x 3.9
RL-01801	18	0.8	36	9	5.3 x 6 x 3.2
RL-01802	18	1.5	43	12	5.3 x 6 x 3.5
RL-01803	18	2.5	43	16	6.1 x 8.1 x 4
RL-02501	25	0.5	48	11	5.8 x 7.2 x 3.5
RL-02502	25	1.2	52	14	5.8 x 7.2 x 3.5
RL-02503	25	1.8	61	20	5.8 x 7.2 x 4.3
RL-03501	35	0.4	49	14	5.8 x 7.2 x 4
RL-03502	35	0.8	54	16	5.8 x 7.2 x 4
RL-03503	35	1.2	54	30	7.4 x 9 x 4.7
RL-04501	45	0.3	54	23	7.4 x 9 x 4.7
RL-04502	45	0.7	62	28	7.4 x 9 x 4.7
RL-04503	45	1.2	65	39	7.3 x 9 x 5.3
RL-05501	55	0.3	64	24	7.3 x 9 x 5.3
RL-05502	55	0.5	67	27	7 x 9 x 5.3
RL-05503	55	0.9	71	41	7 x 9 x 6
RL-08001	80	0.2	82	25	7.2 x 9 x 6.3
RL-08002	80	0.4	86	33	7.2 x 9 x 6.5
RL-08003	80	0.7	96	61	8.5 x 10.8 x 6.8
RL-10001	100	0.2	94	29	7.3 x 9 x 6.5
RL-10002	100	0.3	84	37	7.3 x 9 x 6.8
RL-10003	100	0.5	108	74	8.25 x 10.8 x 6.16
RL-13001	130	0.1	108	29	7 x 9 x 4.66
RL-13002	130	0.2	180	43	7.2 x 9 x 6.8
RL-13003	130	0.3	128	64	8.5 x 11 x 6.16

Open					
Open Part Number	Amps Rating	Inductance mh	Watts Loss	Open Weight (lbs)	Size (In) (H x W x D)
RL-16001	160	0.1	116	41	7.2 x 9 x 6.8
RL-16002	160	0.2	149	51	8.3 x 10.8 x 6
RL-16003	160	0.2	138	72	8.5 x 11.5 x 9
RL-20001B14	200	0.1	124	38	7.5 x 9 x 7.3
RL-20002B14	200	0.1	168	54	7.5 x 9 x 8.3
RL-20003B14	200	0.2	146	100	8.3 x 10.8 x 10
RL-25001B14	250	0	154	47	7.5 x 9 x 9
RL-25002B14	250	0.1	231	80	8.5 x 10.8 x 9
RL-25003B14	250	0.2	219	125	11.2 x 14.4 x 10.3
RL-32001B14	320	0	224	80	9 x 10.8 x 8.3
RL-32002B14	320	0.1	264	102	9 x 10.8 x 10
RL-32003B14	320	0.1	351	160	11.25 x 14.4 x 10.5
RL-40001B14	400	0	231	84	10 x 10.8 x 10
RL-40002B14	400	0.1	333	118	11.25 x 15 x 11.5
RL-40003B14	400	0.1	293	149	11.25 x 14.4 x 12.5
RL-50001B14	500	0	266	93	9 x 10.8 x 10.5
RL-50002	500	0.1	340	118	11.5 x 14.4 x 11.5
RL-50003	500	0.1	422	210	11.5 x 14.4 x 13.3
RL-60001	600	0	307	120	11.5 x 14.4 x 10
RL-60002	600	0	414	175	11.25 x 14.4 x 12
RL-60003	600	0.1	406	270	11.25 x 14.4 x 15
RL-75001	750	0	427	140	11.5 x 14.4 x 11
RL-75002	750	0	630	190	11.5 x 14.4 x 12.5
RL-75003	750	0	552	265	14.5 x 14.4 x 14
RL-85001B14	850	0	798	195	15.5 x 17.8 x 14.5
RL-85002B14	850	0	930	215	15.5 x 17.8 x 15.5
RL-85003B14	850	0	1133	315	15.5 x 17.8 x 17.5
RL-90001B14	900	0	860	200	16.8 x 17.8 x 13
RL-90002B14	900	0	1020	215	15.5 x 17.8 x 15.5
RL-90003B14	900	0	1365	315	15.8 x 17.8 x 17.1
RL-100001B14	1000	0	940	144	14.5 x 17.8 x 12.7
RL-100002B14	1000	0	1090	215	15.5 x 17.8 x 15.5
RL-100003B14	1000	0	1500	315	15.8 x 17.8 x 17.5
RL-120001B14	1200	0	980	195	15.5 x 17.8 x 14.5
RL-120002B14	1200	0	1130	275	15.5 x 17.8 x 17.8
RL-120003B14	1200	0	1550	390	15.4 x 17.4 x 18.3
RL-140001	1400	0		500	17 x 22 x 22
RL-140002	1400	0	1523	525	17 x 19 x 19
RL-140003	1400	0	1680	850	17 x 22 x 22
RL-150001	1500	0	1432	635	17 x 22 x 22
RL-150002	1500	0	1671	675	17 x 16.9 x 16
RL-150003	1500	0	1815	900	17 x 22 x 22

NEMA 1/2				
Part Number	Weight (lbs)	Cabinet	Size (In) (H x W x D)	Ref Figure
RL-00111	9	CAB-8	8 x 8 x 6	1
RL-00112	9	CAB-8	8 x 8 x 6	1
RL-00113	9	CAB-8	8 x 8 x 6	1
RL-00114	9	CAB-8	8 x 8 x 6	1
RL-00211	11	CAB-8	8 x 8 x 6	1
RL-00212	11	CAB-8	8 x 8 x 6	1
RL-00213	11	CAB-8	8 x 8 x 6	1
RL-00214	10	CAB-8	8 x 8 x 6	1
RL-00411	11	CAB-8	8 x 8 x 6	1
RL-00412	11	CAB-8	8 x 8 x 6	1
RL-00413	12	CAB-8	8 x 8 x 6	1
RL-00414	13	CAB-8	8 x 8 x 6	1
RL-00811	14	CAB-8	8 x 8 x 6	1
RL-00812	15	CAB-8	8 x 8 x 6	1
RL-00813	18	CAB-8	8 x 8 x 6	1
RL-00814	20	CAB-8	8 x 8 x 6	1
RL-01211	16	CAB-8	8 x 8 x 6	1
RL-01212	17	CAB-8	8 x 8 x 6	1
RL-01213	25	CAB-8	8 x 8 x 6	1
RL-01811	16	CAB-8	8 x 8 x 6	1
RL-01812	19	CAB-8	8 x 8 x 6	1
RL-01813	34	CAB-13V	13 x 13 x 13	4
RL-02511	29	CAB-13V	13 x 13 x 13	4
RL-02512	32	CAB-13V	13 x 13 x 13	4
RL-02513	38	CAB-13V	13 x 13 x 13	4
RL-03511	32	CAB-13V	13 x 13 x 13	4
RL-03512	34	CAB-13V	13 x 13 x 13	4
RL-03513	48	CAB-13V	13 x 13 x 13	4
RL-04511	41	CAB-13V	13 x 13 x 13	4
RL-04512	46	CAB-13V	13 x 13 x 13	4
RL-04513	57	CAB-13V	13 x 13 x 13	4
RL-05511	42	CAB-13V	13 x 13 x 13	4
RL-05512	45	CAB-13V	13 x 13 x 13	4
RL-05513	59	CAB-13V	13 x 13 x 13	4
RL-08011	43	CAB-13V	13 x 13 x 13	4
RL-08012	51	CAB-13V	13 x 13 x 13	4
RL-08013	79	CAB-13V	13 x 13 x 13	4
RL-10011	47	CAB-13V	13 x 13 x 13	4
RL-10012	55	CAB-13V	13 x 13 x 13	4
RL-10013	92	CAB-13V	13 x 13 x 13	4
RL-13011	47	CAB-13V	13 x 13 x 13	4
RL-13012	61	CAB-13V	13 x 13 x 13	4
RL-13013	82	CAB-13V	13 x 13 x 13	4
RL-16011	59	CAB-13V	13 x 13 x 13	4
RL-16012	69	CAB-13V	13 x 13 x 13	4
RL-16013	90	CAB-13V	13 x 13 x 13	4
RL-20011B14	56	CAB-13V	13 x 13 x 13	4
RL-20012B14	72	CAB-13V	13 x 13 x 13	4
RL-20013B14	118	CAB-13V	13 x 13 x 13	4
RL-25011B14	65	CAB-13V	13 x 13 x 13	4
RL-25012B14	104	CAB-17V	24 x 17 x 18.4	5
RL-25013B14	149	CAB-17V	24 x 17 x 18.4	5
RL-32011B14	104	CAB-17V	24 x 17 x 18.4	5
RL-32012B14	126	CAB-17V	24 x 17 x 18.4	5
RL-32013B14	184	CAB-17V	24 x 17 x 18.4	5
RL-40011B14	108	CAB-17V	24 x 17 x 18.4	5
RL-40012B14	142	CAB-17V	24 x 17 x 18.4	5
RL-40013B14	173	CAB-17V	24 x 17 x 18.4	5
RL-50011B14	117	CAB-17V	24 x 17 x 18.4	5
RL-50012	262	CAB-26C	47 x 27 x 25	3
RL-50013	354	CAB-26C	47 x 27 x 25	3
RL-60011	264	CAB-26C	47 x 27 x 25	3
RL-60012	319	CAB-26C	47 x 27 x 25	3
RL-60013	414	CAB-26C	47 x 27 x 25	3
RL-75011	284	CAB-26C	47 x 27 x 25	3
RL-75012	334	CAB-26C	47 x 27 x 25	3
RL-75013	409	CAB-26C	47 x 27 x 25	3
RL-85011B14	339	CAB-26C	47 x 27 x 25	3
RL-85012B14	359	CAB-26C	47 x 27 x 25	3
RL-85013B14	535	CAB-26D	72 x 26.5 x 25	3
RL-90011B14	420	CAB-26D	72 x 26.5 x 25	3
RL-90012B14	435	CAB-26D	72 x 26.5 x 25	3
RL-90013B14	535	CAB-26D	72 x 26.5 x 25	3
RL-100011B14	364	CAB-26D	72 x 26.5 x 25	3
RL-100012B14	435	CAB-26D	72 x 26.5 x 25	3
RL-100013B14	535	CAB-26D	72 x 26.5 x 25	3
RL-120011B14	415	CAB-26D	72 x 26.5 x 25	3
RL-120012B14	495	CAB-26D	72 x 26.5 x 25	3
RL-120013B14	610	CAB-26D	72 x 26.5 x 25	3
RL-140011	803	CAB-42C	60 x 42.6 x 31	3
RL-140012	828	CAB-42C	60 x 42.6 x 31	3
RL-140013	1153	CAB-42C	60 x 42.6 x 31	3
RL-150011	938	CAB-42C	60 x 42.6 x 31	3
RL-150012	978	CAB-42C	60 x 42.6 x 31	3
RL-150013	1203	CAB-42C	60 x 42.6 x 31	3

NEMA 3R				
Part Number	Weight (lbs)	Cabinet	Size (In) (H x W x D)	Ref Figure
RL-00131	70	CAB-12C3	24 x 12.5 x 20	2
RL-00132	70	CAB-12C3	24 x 12.5 x 20	2
RL-00133	70	CAB-12C3	24 x 12.5 x 20	2
RL-00134	70	CAB-12C3	24 x 12.5 x 20	2
RL-00231	72	CAB-12C3	24 x 12.5 x 20	2
RL-00232	72	CAB-12C3	24 x 12.5 x 20	2
RL-00233	72	CAB-12C3	24 x 12.5 x 20	2
RL-00234	71	CAB-12C3	24 x 12.5 x 20	2
RL-00431	72	CAB-12C3	24 x 12.5 x 20	2
RL-00432	72	CAB-12C3	24 x 12.5 x 20	2
RL-00433	73	CAB-12C3	24 x 12.5 x 20	2
RL-00434	74	CAB-12C3	24 x 12.5 x 20	2
RL-00831	75	CAB-12C3	24 x 12.5 x 20	2
RL-00832	76	CAB-12C3	24 x 12.5 x 20	2
RL-00833	79	CAB-12C3	24 x 12.5 x 20	2
RL-00834	81	CAB-12C3	24 x 12.5 x 20	2
RL-01231	77	CAB-12C3	24 x 12.5 x 20	2
RL-01232	78	CAB-12C3	24 x 12.5 x 20	2
RL-01233	86	CAB-12C3	24 x 12.5 x 20	2
RL-01831	77	CAB-12C3	24 x 12.5 x 20	2
RL-01832	80	CAB-12C3	24 x 12.5 x 20	2
RL-01833	100	CAB-17C3	31 x 17.5 x 23	2
RL-02531	95	CAB-17C3	31 x 17.5 x 23	2
RL-02532	98	CAB-17C3	31 x 17.5 x 23	2
RL-02533	104	CAB-17C3	31 x 17.5 x 23	2
RL-03531	98	CAB-17C3	31 x 17.5 x 23	2
RL-03532	100	CAB-17C3	31 x 17.5 x 23	2
RL-03533	114	CAB-17C3	31 x 17.5 x 23	2
RL-04531	107	CAB-17C3	31 x 17.5 x 23	2
RL-04532	112	CAB-17C3	31 x 17.5 x 23	2
RL-04533	123	CAB-17C3	31 x 17.5 x 23	2
RL-05531	108	CAB-17C3	31 x 17.5 x 23	2
RL-05532	111	CAB-17C3	31 x 17.5 x 23	2
RL-05533	125	CAB-17C3	31 x 17.5 x 23	2
RL-08031	109	CAB-17C3	31 x 17.5 x 23	2
RL-08032	117	CAB-17C3	31 x 17.5 x 23	2
RL-08033	145	CAB-17C3	31 x 17.5 x 23	2
RL-10031	113	CAB-17C3	31 x 17.5 x 23	2
RL-10032	121	CAB-17C3	31 x 17.5 x 23	2
RL-10033	158	CAB-17C3	31 x 17.5 x 23	2
RL-13031	113	CAB-17C3	31 x 17.5 x 23	2
RL-13032	127	CAB-17C3	31 x 17.5 x 23	2
RL-13033	148	CAB-17C3	31 x 17.5 x 23	2
RL-16031	125	CAB-17C3	31 x 17.5 x 23	2
RL-16032	135	CAB-17C3	31 x 17.5 x 23	2
RL-16033	156	CAB-17C3	31 x 17.5 x 23	2
RL-20031B14	122	CAB-17C3	31 x 17.5 x 23	2
RL-20032B14	138	CAB-17C3	31 x 17.5 x 23	2
RL-20033B14	184	CAB-17C3	31 x 17.5 x 23	2
RL-25031B14	131	CAB-17C3	31 x 17.5 x 23	2
RL-25032B14	164	CAB-17C3	31 x 17.5 x 23	2
RL-25033B14	209	CAB-17C3	31 x 17.5 x 23	2
RL-32031B14	164	CAB-17C3	31 x 17.5 x 23	2
RL-32032B14	186	CAB-17C3	31 x 17.5 x 23	2
RL-32033B14	244	CAB-17C3	31 x 17.5 x 23	2
RL-40031B14	168	CAB-17C3	31 x 17.5 x 23	2
RL-40032B14	202	CAB-17C3	31 x 17.5 x 23	2
RL-40033B14	233	CAB-17C3	31 x 17.5 x 23	2
RL-50031B14	177	CAB-17C3	31 x 17.5 x 23	2
RL-50032	283	CAB-26C3	47 x 27 x 24	3
RL-50033	375	CAB-26C3	47 x 27 x 24	3
RL-60031	285	CAB-26C3	47 x 27 x 24	3
RL-60032	340	CAB-26C3	47 x 27 x 24	3
RL-60033	435	CAB-26C3	47 x 27 x 24	3
RL-75031	305	CAB-26C3	47 x 27 x 24	3
RL-75032	355	CAB-26C3	47 x 27 x 24	3
RL-75033	430	CAB-26C3	47 x 27 x 24	3
RL-85031B14	360	CAB-26C3	47 x 27 x 24	3
RL-85032B14	380	CAB-26C3	47 x 27 x 24	3
RL-85033B14	546	CAB-26D3	72 x 26.5 x 25	3
RL-90031B14	431	CAB-26D3	72 x 26.5 x 25	3
RL-90032B14	446	CAB-26D3	72 x 26.5 x 25	3
RL-90033B14	546	CAB-26D3	72 x 26.5 x 25	3
RL-100031B14	375	CAB-26D3	72 x 26.5 x 25	3
RL-100032B14	446	CAB-26D3	72 x 26.5 x 25	3
RL-100033B14	546	CAB-26D3	72 x 26.5 x 25	3
RL-120031B14	426	CAB-26D3	72 x 26.5 x 25	3
RL-120032B14	506	CAB-26D3	72 x 26.5 x 25	3
RL-120033B14	621	CAB-26D3	72 x 26.5 x 25	3
RL-140031	814	CAB-42C3	72 x 42.6 x 40	3
RL-140032	839	CAB-42C3	72 x 42.6 x 40	3
RL-140033	1164	CAB-42C3	72 x 42.6 x 40	3
RL-150031	949	CAB-42C3	72 x 42.6 x 40	3
RL-150032	989	CAB-42C3	72 x 42.6 x 40	3
RL-150033	1214	CAB-42C3	72 x 42.6 x 40	3