

## KEFS ELECTRIC FLOAT SWITCH

### OVERVIEW

The Model KEFS uses a float to determine the presence or absence of liquid in a vessel at the process connection. The float arm assembly consists of a float at one end and a magnet at the other. As the liquid level in the vessel rises, the float rises, and the magnet falls. The magnet actuates a second magnet on the other side of the pressure boundary. This second magnet causes the switch to change state.

The pressure boundary contains no seals; it is a solid stainless steel barrier that passes a magnetic field, but no liquids. It is impossible for the process liquid to enter the switch enclosure through this barrier.

The electrical contacts consist of a microswitch that can be either a Single-pole, Double-throw (SPDT) or Double-pole, Double-throw (DPDT) Configuration. The SPDT Switch is available with either a 5 Amp or 8 Amp current load. The DPDT switch option is available with a 4 Amp Vac or 5 Amp Vdc current load.



### SPECIFICATIONS


- Maximum operating pressure of 2000 psig.
- Minimum operating specific gravity of 0.53.
- Operating temperature range of -67° F to 257° F; High temperature option -15°F to 400°F
- Available with 5A SPDT, 8A SPDT and 4A DPDT (\*See switch specifications for full switch ratings).
- Printed circuit board mounted switches and terminal block means wiring electrical connections is easy. No wire splicing is required.
- All wetted parts including switch body are manufactured from 303 Stainless Steel. 316 Stainless Steel wetted parts option available.
- Magnetic Switch actuator operates through a solid steel barrier. There are no seals between the process and the switch compartment that could potentially cause a switch failure.

### FEATURES



**Terminal Block**

Terminal block simplifies wiring installation. No butt connectors or wire splicing required.



**Stainless Steel Body**

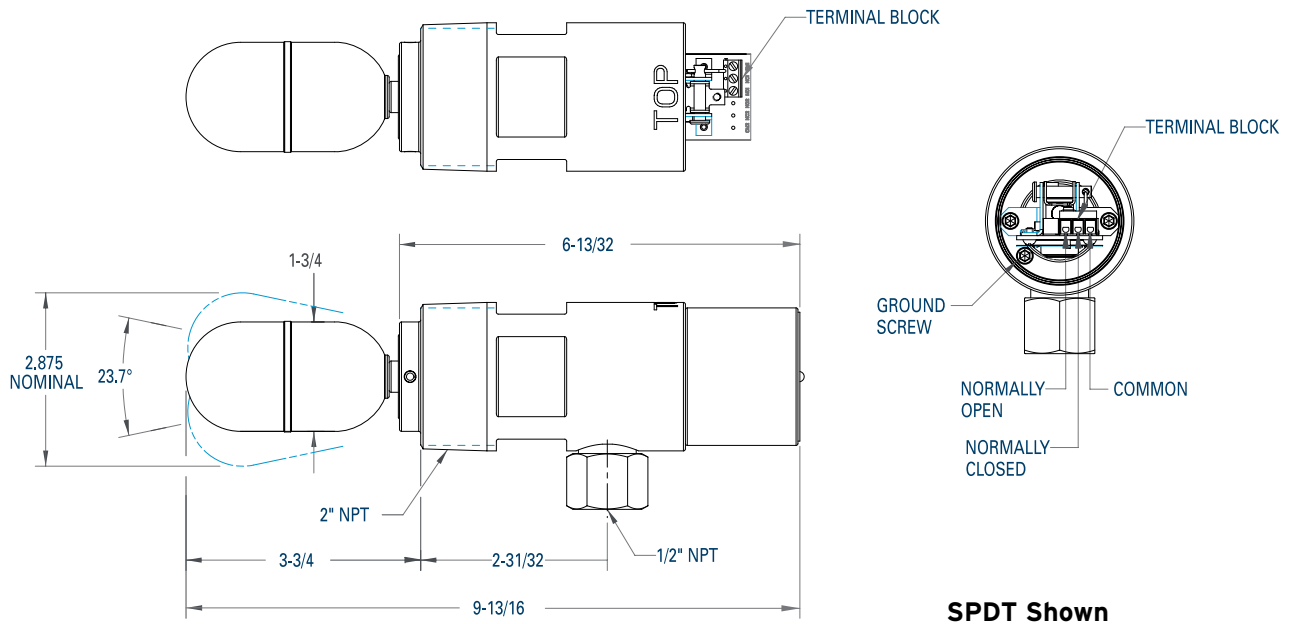
All wetted parts including the switch body are machined from stainless steel.



**Debris Guard**

Factory installed debris guard supplied at no additional charge on all units.

## MODEL KEFS

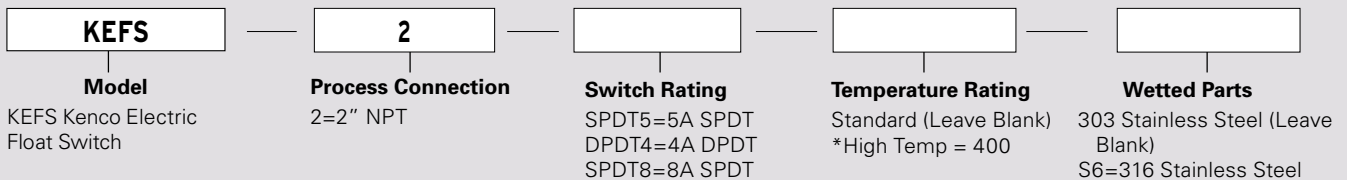


Description		Specification
Specific Gravity		≥ 0.53
Wetted Parts	Standard	303 Stainless Steel
	Optional	316 Stainless Steel
Process Connection Size	Standard	2" NPT
Temperature Range	Standard	-67°F to 257°F (-55°C to 125°C)
	Optional	*High Temperature -15°F - 400°F (-26°C - 204°C)
Process Pressure Range		Vacuum to 2000 psig
Switch Types & Ratings	Standard	SPDT; 5A @ 250Vac; 5A @ 30Vdc resistive
	Optional	SPDT; 8A @ 250Vac; 12A @ 125Vac resistive
	Optional	DPDT; 4A @ 250Vac; 5A @ 30Vdc resistive
Housing Rating (CSA Certified)		Division 1; Class I; Groups C & D Class II; Groups E, G Class III; Type 4X/7/9;
Conduit Connection		1/2" NPT

\* Note: High Temperature option not CSA Certified

## ORDERING SYSTEM

### Kenco Electric Float Switch



\*High Temperature option only available with 5A SPDT Switch Rating

• Example Order Number: KEFS-2-SPDT5