

PENTAIR GOYEN MECAIR IS/ISP SERIES

IS/ISP SEQUENCER

DESCRIPTION

The IS/ISP Sequencer features integrated controls intended for use with larger reverse pulse jet filter cleaning systems. The IS & ISP have been designed to operate across a wide range of environmental conditions. It is suitable for use with all types of filters, including bags, cartridges, sintered metal or ceramic filters.

The IS sequencer operates in continuous mode, whereas the ISP has a built-in differential pressure sensor, allowing this sequencer to be demand driven. IS & ISP may be ordered as the sequencer only or in an enclosure (polycarbonate).

FEATURES



- Low temperature operation -40°C (-40°F)
- Automatic valve detection.
- Voltage-free coil error output and a visual indication on the display showing which pilot valve output has an error, enabling quick fault finding and debugging.
- Conforms to the requirements of CE, FCC, RCM, cURus, cULus, & ATEX.

TECHNICAL CHARACTERISTICS & PERFORMANCE

dP Support	0 to 4.5 kPa
Input Voltage	AC: 100–240 V $\pm 10\%$ @ 50/60 Hz DC: 12–24 V
Output Voltage	AC: 100–240 V $\pm 10\%$ @ 50/60 Hz (same as input) Low AC: 24 V 50/60 Hz DC: 12–24 V (same as DC input, or 24 V DC conversion when AC input is applied)
Maximum Input Power	AC OUT models: 255 W Low AC OUT models: 46 W DC OUT models: 65 W
Connection Option	Units may be connected from a 3A rated MCB or ELCB protected branch circuit.
Discrete Solenoid Outputs	12, 20 or 40 outputs AC outputs can have up to 10 pilot valves connected in parallel. Low AC outputs allow only one pilot valve per output. DC outputs can have up to 3 pilot valves connected in parallel. (*See note.)
ON & OFF Time	ON: 30 ms to 990 ms, OFF: 1 s to 999 s Note: Minimum OFF Time of 5s is required in ATEX applications.
Inputs	Voltage Free: Fan Stop, Low Header
Outputs	Voltage Free: Coil Error. Analogue Output: 4–20 mA dP signal on the ISP.
Humidity	20%–85% non-condensing.
Maximum Altitude	2000 m (For higher, please consult manufacturer.)
Pollution Degree	For UL applications, product is suitable for pollution degree 2.

ORDER CODE – IS/ISP SEQUENCER

Model IS=no dP sensor ISP=with dP sensor	Enclosure Type PCA=ATEX & cULus approved polycarbonate enclosure Blank=cURus approved non-enclosure product
Input Voltage AC=100–240V +/- 10% & 50/60Hz DC=12–24V	Discrete Solenoid Outputs 12=12 20=20 40=40
Output Voltage AC=same as AC input (100–240V +/- 10% & 50/60Hz) LAC=24V 50/60 Hz (AC input only). DC=same as DC input (12–24V DC), or 24V DC conversion when AC input voltage applied.	



IS/ISP units supplied inside a polycarbonate enclosure have UL listing:

- NEMA 4 and 4X
- Tamb: -40°C to $+60^{\circ}\text{C}$
- ACLAC low voltage AC output models:
Tamb: -40°C to $+50^{\circ}\text{C}$

IS/ISP units supplied inside a polycarbonate enclosure have ATEX certification:

- II 3 D Ex tc IIIC T59°C Dc
- Tamb: -20°C to $+50^{\circ}\text{C}$ IP65



ACLAC low voltage AC output models:

- II 3 D Ex tc IIIC T61°C Dc
- Tamb: -20°C to $+50^{\circ}\text{C}$ IP65

Non-enclosure sequencer models are:

- CE and UKCA compliant.
- UL recognized components.
- Operating temperature range: -40°C to $+60^{\circ}\text{C}$ [*see note]

*Note: -20°C to $+60^{\circ}\text{C}$ for IS/ISP-ACDC12 for 3 DC pilot valves in parallel.



ORDER CODE - IS/ISP WITH INTEGRATED PILOT VALVES

IS/ISP - XX XX 04 - 1 P A - 340

Controller

IS has no dP fitting
ISP has dP fittings

Input Voltage AC or DC

110V AC 50/60Hz matching 341 coils
220/240V AC 50/60Hz matching 340 coils
24V DC matching 343 coils

Output Voltage AC or DC

AC for using 340 or 341 coils
DC for using 343 coils

No. of pilot valves

04-12 factory fitted pilot valves

* Some special requirements may not be covered in the product codes above, consult manufacturer for more detail.

QF Coil Voltage

340=220/240V AC 50/60Hz
341=100/120V AC 50/60Hz
343=24V DC

Product Version

A=Version A

Enclosure Material

P=Polycarbonate

Pilot Valve Thread Type

0=1/8" NPT pilot valve
1=1/8" Rp pilot valve

ORDER CODE - ACCESSORIES

ISD (IS Display Module)

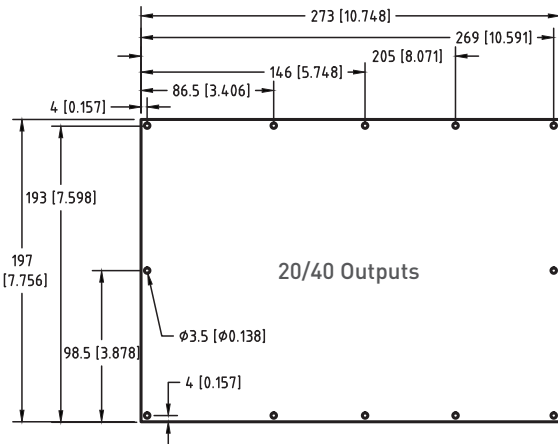
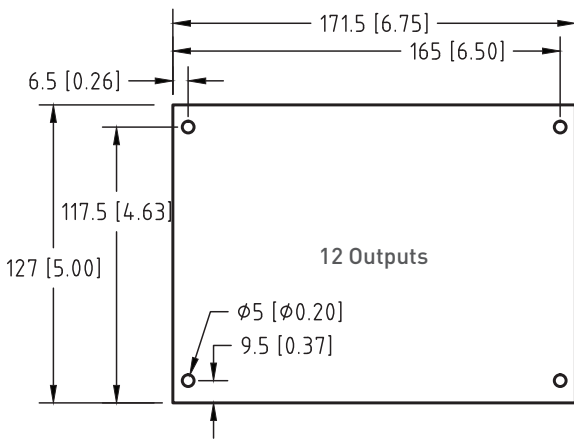
ISPD (ISP Display Module)

K-RDC-0500 (0.5m Display Module Extension Cable)

K-RDC-1000 (1.0m Display Module Extension Cable)

K-CPR-DIN (IS/ISP DIN Mounting Kit)

PCB BOARD DIMENSIONS - mm [inch]



ENCLOSURE DIMENSIONS - mm [inch]

