

HAM-LET DIELECTRIC FITTINGS

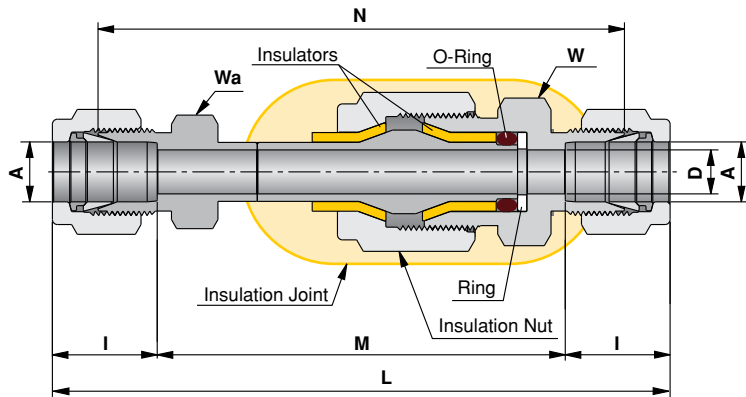
Dielectric fittings are designed to insulate subsystems from electrical current, voltages and static charges.

MATERIAL OF CONSTRUCTION

1. Body: A.I.S.I. 316.
2. Insulators: Polyamide-Imide.
3. O-Ring: Fluorocarbon FKM 70 Durometer.
4. Ring: PTFE.

WORKING CONDITIONS:

1. Pressure rating: 5000 psi
2. Temperature rating: -40°C to 93°C (-40°F to 200°F).
3. Electrical resistance at 20°C-25°C (68°F-77°F): $10 \times 10^6 \Omega$ at 30V DC.



TUBE (METRIC) TO TUBE (METRIC)

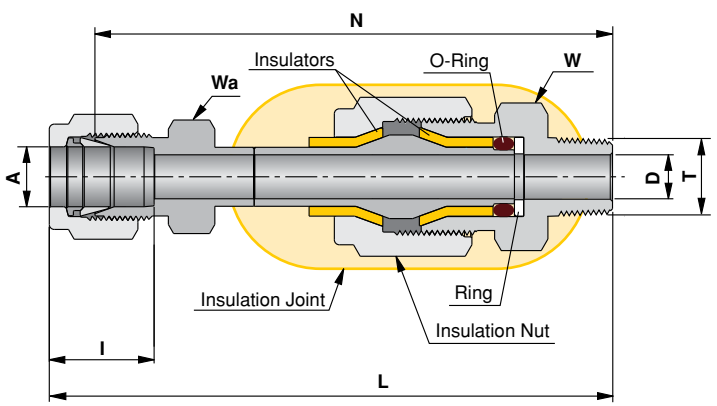
Ordering Information	A Tube O.D.		D		W Hex. Flat	Wa Hex. Flat	M		I		N		L	
	inch	mm	inch	mm	inch	inch	inch	mm	inch	mm	inch	mm	inch	mm
762L _ 10 mm Dielectric		10		7.1	22	18		65.85		17.2		84.85		100.3
762L _ 12 mm Dielectric		12		7.1	22	22		61.70		22.8		87.10		107.3

TUBE (INCH) TO TUBE (INCH)

Ordering Information	A Tube O.D.		D		W Hex. Flat	Wa Hex. Flat	M		I		N		L	
	inch	mm	inch	mm	inch	inch	inch	mm	inch	mm	inch	mm	inch	mm
762L _ 1/8 Dielectric	1/8	3.17	.09	2.28	13/16	1/2	2.56	65.10	.50	12.7	3.07	77.94	3.59	91.1
762L _ 1/4 Dielectric	1/4	6.35	.19	4.80	13/16	1/2	2.57	65.30	.60	15.2	3.19	81.02	3.77	95.8
762L _ 3/8 Dielectric	3/8	9.52	.28	7.11	13/16	5/8	2.59	65.80	.66	16.8	3.34	84.87	3.92	99.6
762L _ 1/2 Dielectric	1/2	12.70	.28	7.11	13/16	13/16	2.37	60.20	.90	22.9	3.37	85.68	4.17	106.0

"D" - Dimension is minimum opening. Dimensions are for reference only, and are subject to change without notice.

TUBE (INCH) TO MALE NPT THREAD													
Ordering Information	A Tube O.D.		T (NPT)	D		W Hex. Flat	Wa Hex. Flat	I		N		L	
	inch	mm	inch	inch	mm	inch	inch	inch	mm	inch	mm	inch	mm
768L_ 3/8 X 1/4 Dielectric	3/8	9.52	1/4	.28	7.11	7/8	5/8	.66	16.8	3.44	87.4	3.73	94.7




Assembly Instructions for Dielectric Fittings

1. Hold Hex A (Back-Up) and tighten nut A according to the LET-LOK® assembly instructions (see the LET-LOK® catalog for more information).
2. Hold Hex B (Back-Up) and tighten nut B according to the LET-LOK® assembly instructions.
CAUTION: DO NOT LOOSEN the INSULATION NUT and DO NOT USE IT as a BACK UP HEX.

Notes:

1. If the end connection is a Taper Pipe Thread - apply pipe sealant on thread and use Hex A or B as wrenching or as the Backup Hex.
2. For additional types of end connection, please contact your authorized HAM-LET representative.



Warning!

The system designer and user have the sole responsibility to select products suitable for their special application requirements and to ensure the proper installation, operation and maintenance of the product. Please consider application details, material compatibility and product ratings when making your selection. Improper selection or use of products can cause property damage or personal injury.

"D" - Dimension is minimum opening. Dimensions are for reference only, and are subject to change without notice.