APL Series Rotary stroke limit switch

Aisenberg®

Specification

FEATURES
-Solid and flexible design
-Aluminum die-casting housing and powder coating
-Stainless steel (316)housing.
-Visual position indicator on the drive shaft
-Quick-set cam
-No need to adjust again after initial setting
-Easy setup without tools

CABLE ENTRIES
DO2/DO3/DO6: NPT 1/2"
DO4/DO5: NPT 3/4"

EXTERNAL TEMPERATURE RANGE
-20°C - +80°C

POSITION INDICATOR
0-90°Close:red open:yellow

SWITCHES
Mechanical switches X2

PAINTING
Chromate Polyester powder coating（back）

ENCLOSURE
Protection IP67
DO4：Explosion-proof Ex d IIB T6
DO5：Explosion-proof Ex d IIC T6

OPTIONS
Enclosure
Protection IP68

CABLE ENTRIES
PF,PT,PG

EXTERNAL TEMPERATURE RANGE:
-40°C - +80°C or -20°C - +150°C

SWITCHES
Proximity sensor X2
Mechanical switches X4（Except DO2）
Proximity sensor X4（Except DO2）

COATING
Other Nylon on request Red ,green,blue, yellow,silver

POTENTIOMETER
1K Ωstandard
5K Ω
0 - 10K Ω

The above information is for reference only and Aisenberg reserves the right to alter without prior notice

Type:
APL

Rotary stroke limit switch

Economy
Standard
Explosion-proof

Model code

A	B	C
APL	2	10

A. Product	B. Shell Type	C. Switch Type
APL=Rotary stroke limit switch	2=IP66,Economical 3=IP66,Standard 4=Exd II B T6 5==Exd II C T6	10=2-SPDT（mechanical type） 20=P&F （proximity type）

Aisenberg®

Dimension

APL 2 SERIES

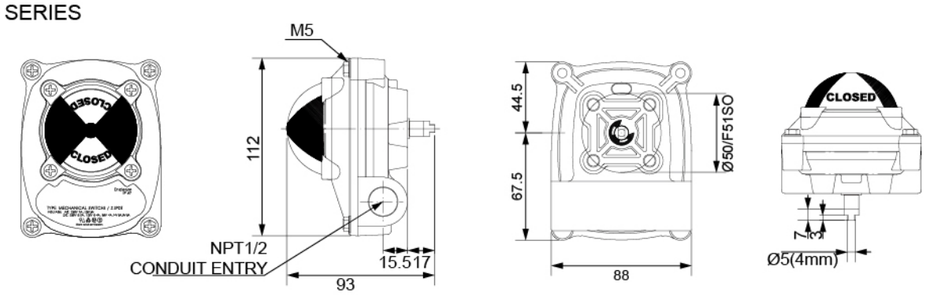

APL 3 SERIES

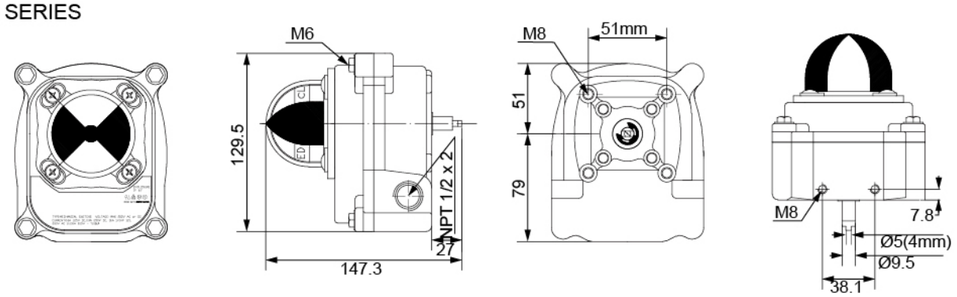

APL 4 SERIES

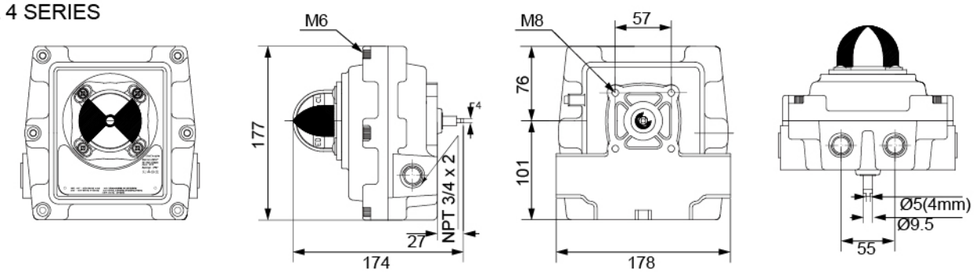

APL 5 SERIES

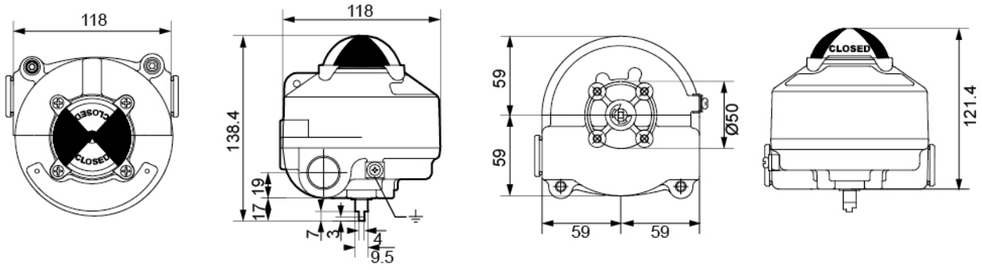

Art. APL-Series